


HEM CORD ATTACHMENT




The *Hem Cord Attachment* will produce a 1" hem weld with a rigid or flexible cord inserted within the hem. The weld will be tight around the cord. For use in extruded aluminum channels for construction of air structures, awnings, tents, truck covers, side curtains, screens, blinds, etc.


HEM CORD




The *Triad* uses a unique front guide to pre-position the cord and pre-fold the material for initial set up.



The material passes through the special guide system to position both the cord and material to complete the welding process.



HEM CORD WELDING
URUGUAY



The *Hem Cord Attachment* includes:

- 1" Wedge Assembly w/Heaters
- Wedge Housing
- Top Hem Guide
- Front Guide (specify size)
- Outer Hem Guide (specify size)

The *Hem Cord Attachment* should be ordered according to size of cord or rope to be used.

120 Volt... #33-104.18... 3/32" to 1/4" (3-6mm)
 120 Volt... #33-104.12... 5/16" to 1/2" (7-13mm)
 120 volt... #33-104.58... 9/16" to 5/8" (14-16mm)

240 volt... #33-105.18... 3/32" to 1/4" (3-6mm)
 240 volt... #33-105.12... 5/16" to 1/2" (7-13mm)
 240 volt... #33-105.58... 9/16" to 5/8" (14-16mm)